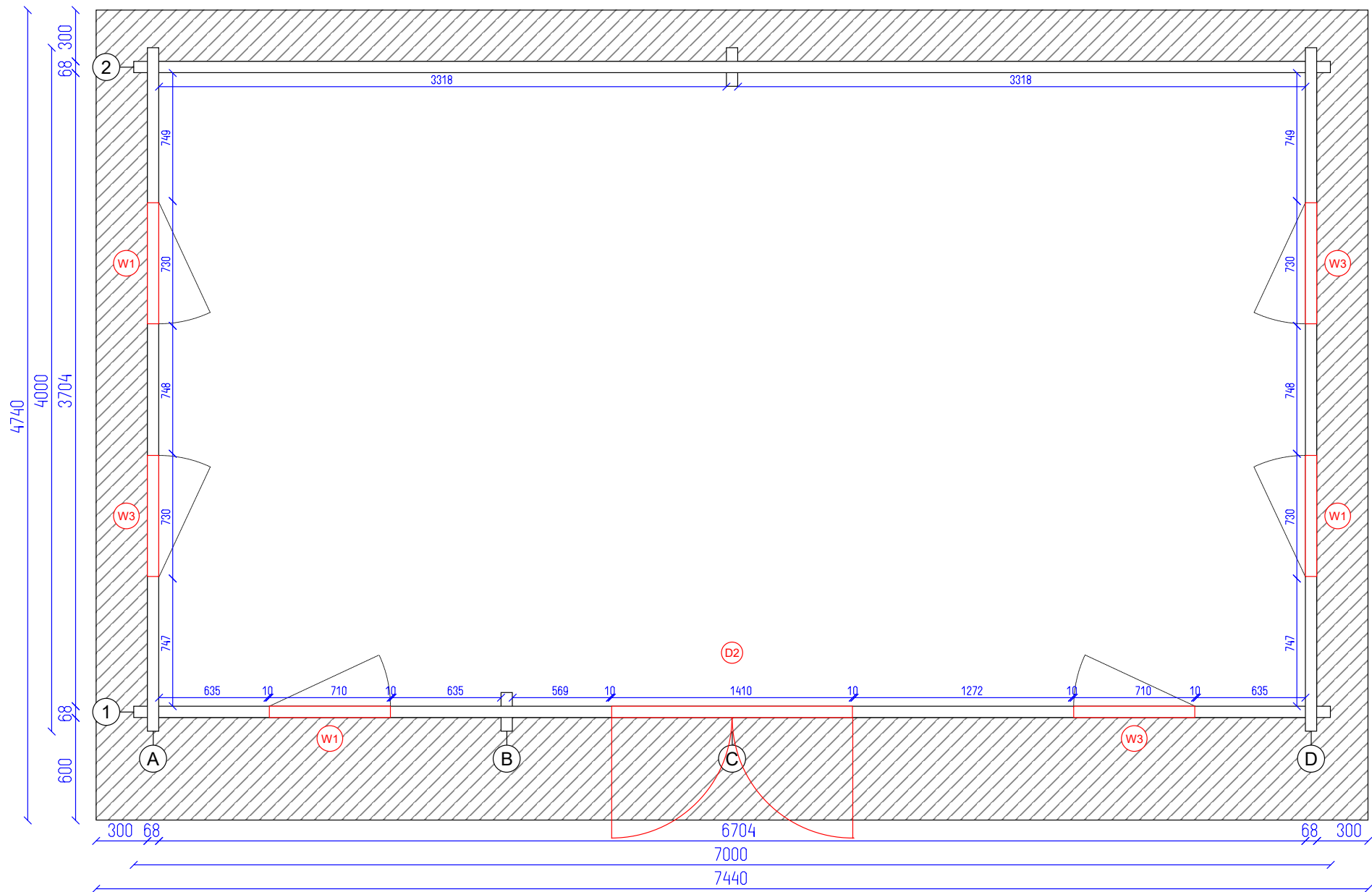
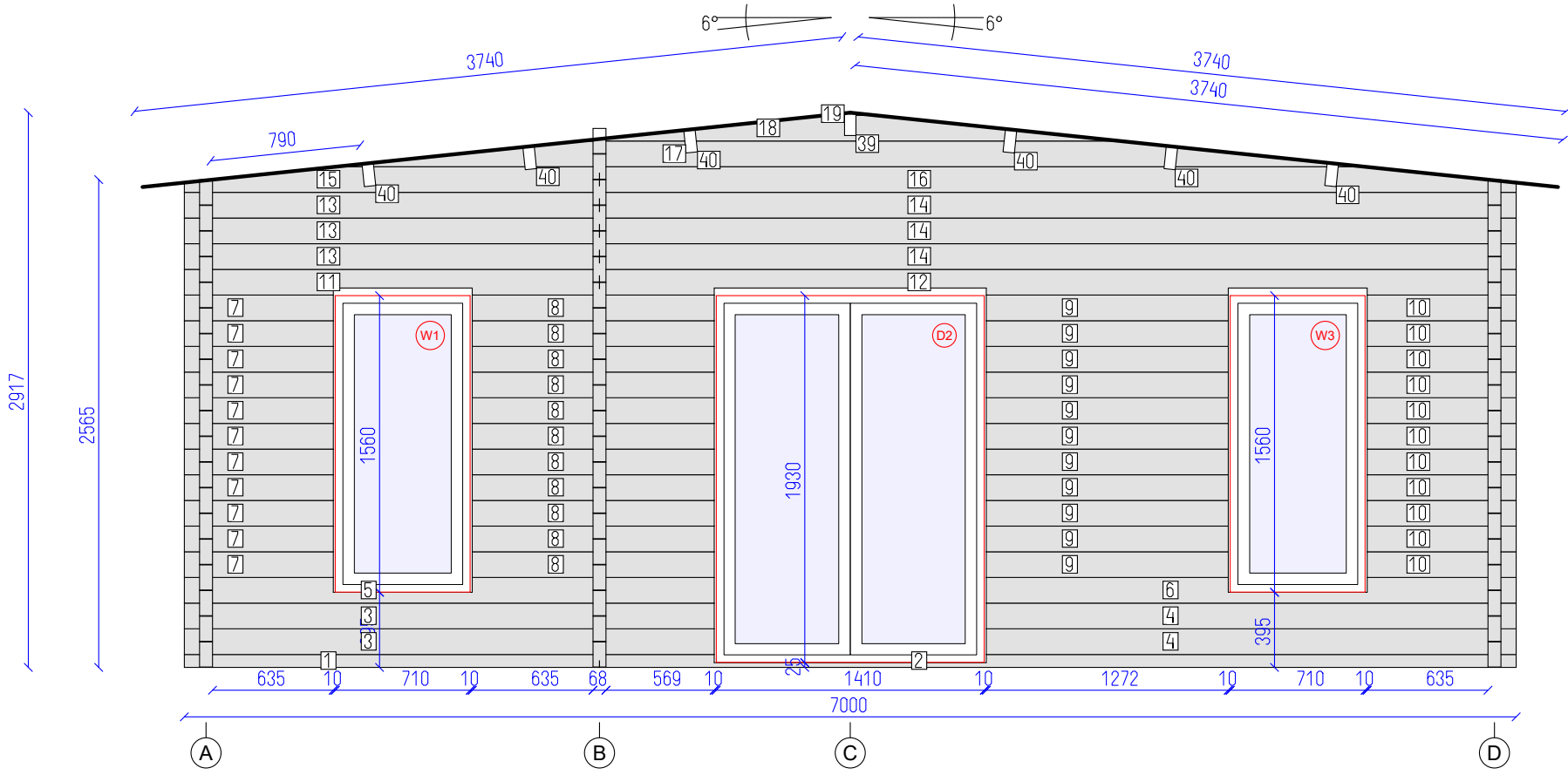


AMR
LOG CABINS

Project: Jenny

| | |
|-------|----|
| 1 | 9 |
| SHEET | OF |





DETAILS

| N | QTY |
|----|-----|
| 1 | 1 |
| 2 | 1 |
| 3 | 2 |
| 4 | 2 |
| 5 | 1 |
| 6 | 1 |
| 7 | 11 |
| 8 | 11 |
| 9 | 11 |
| 10 | 11 |
| 11 | 1 |
| 12 | 1 |
| 13 | 3 |
| 14 | 3 |
| 15 | 1 |
| 16 | 1 |
| 17 | 1 |
| 18 | 1 |
| 39 | 1 |
| 40 | 6 |

Total 19,65 m²
Incomplete, more details in drawing...

AMR
LOG CABINS

Project: Jenny

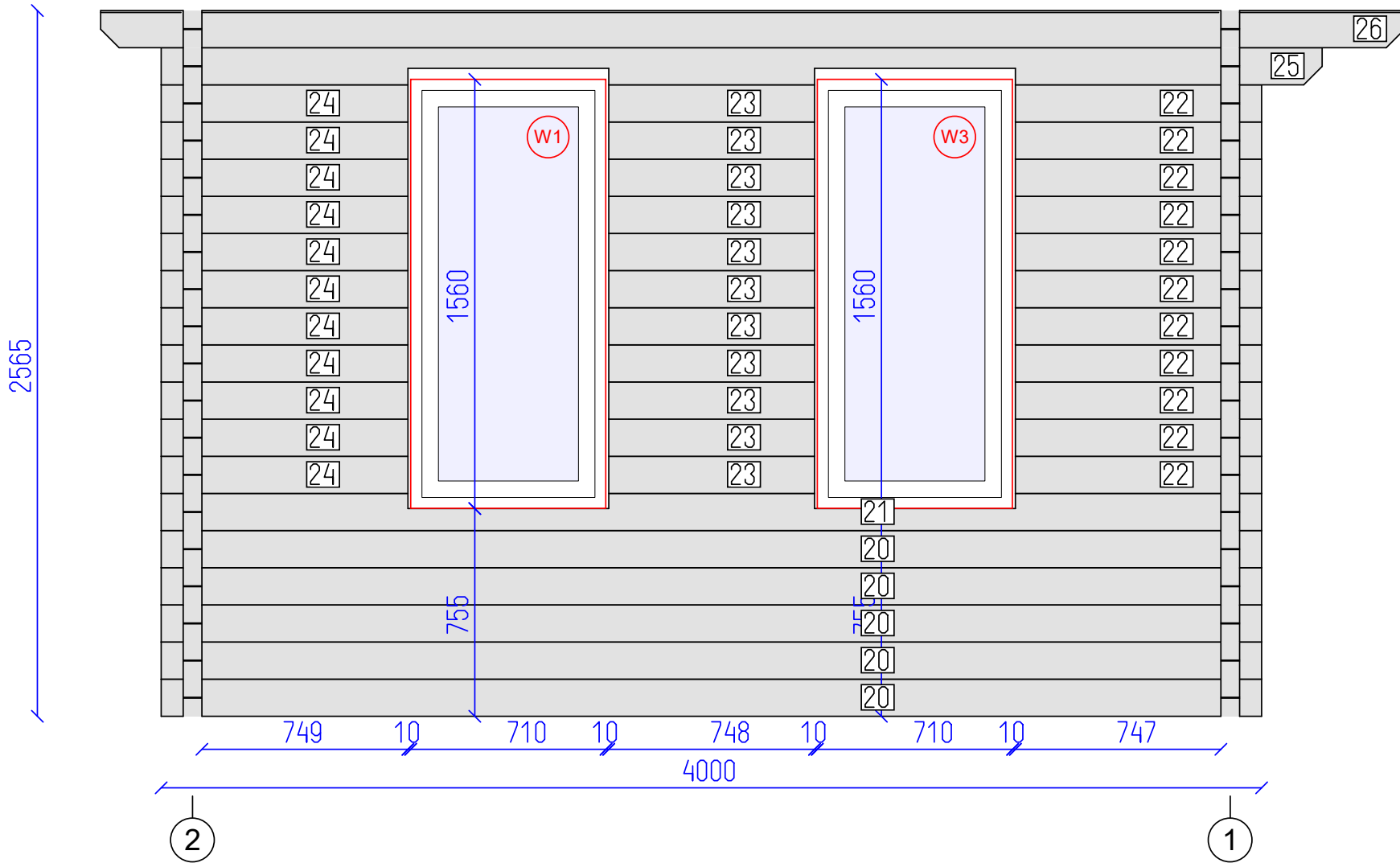
| | | |
|--------|------------|---------|
| Wall 1 | 3 SHEET | 9 OF |
|--------|------------|---------|

DETAILS

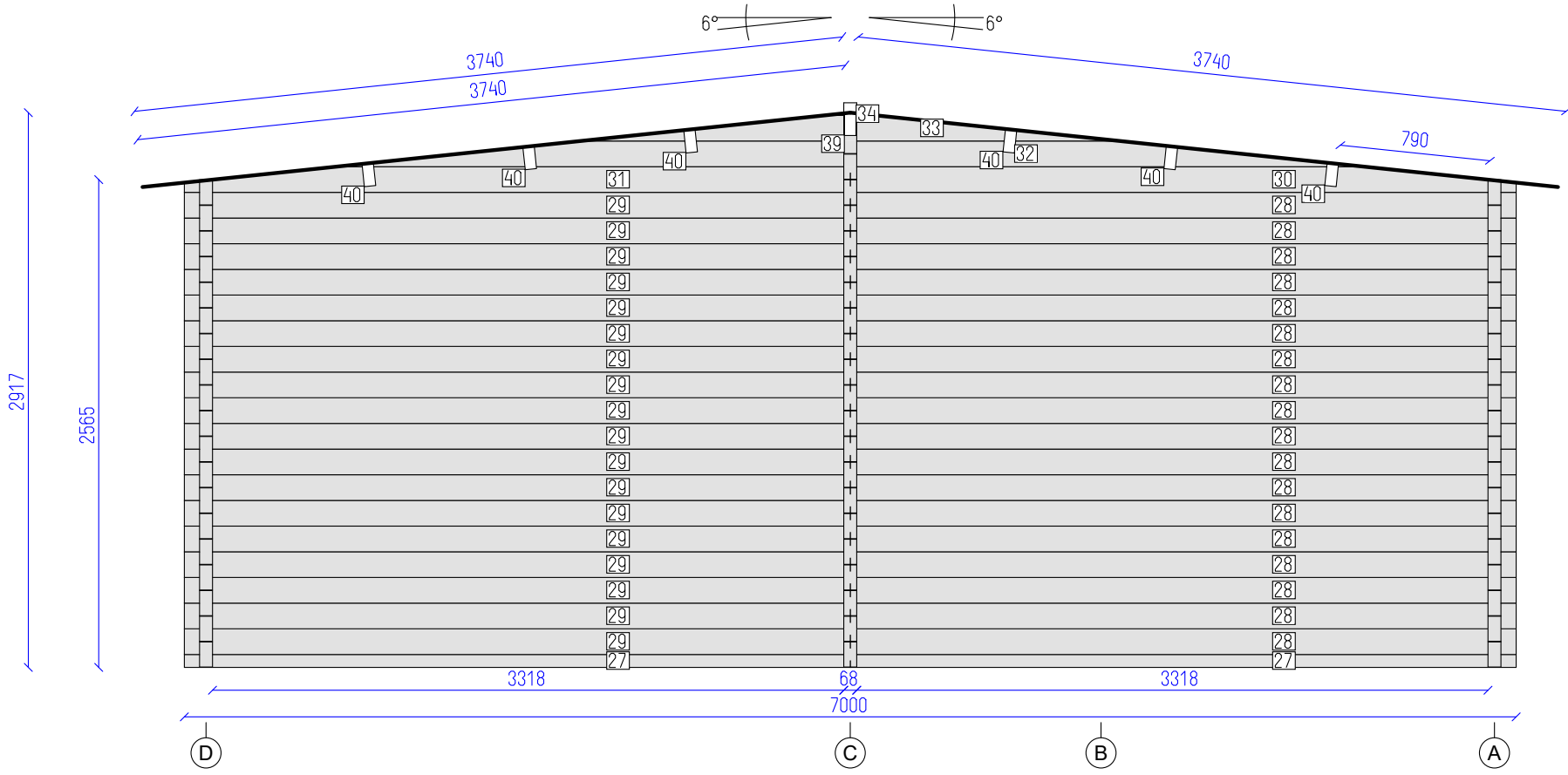
| N | QTY |
|----|-----|
| 20 | 5 |
| 21 | 1 |
| 22 | 11 |
| 23 | 11 |
| 24 | 11 |
| 25 | 1 |
| 26 | 1 |

LIST OF ELEMENTS

- 20. Wall 135x68x4000
- 21. Wall 135x68x4000
- 22. Wall 135x68x895
- 23. Wall 135x68x748
- 24. Wall 135x68x897
- 25. Wall 135x68x4220
- 26. Wall 135x68x4740
- Total 8.22 m²



Project: Jenny

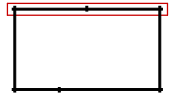


DETAILS

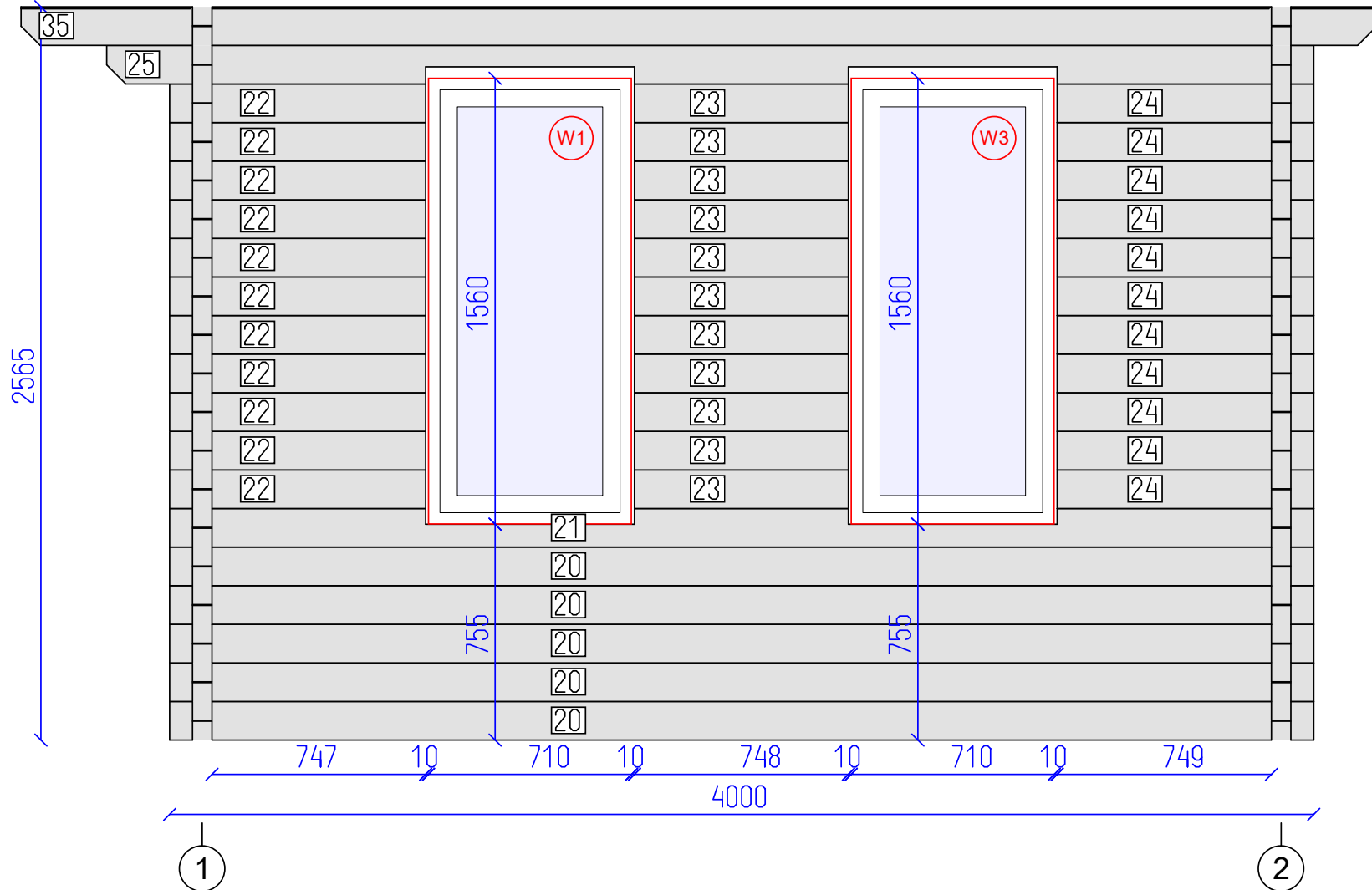
| N | QTY |
|----|-----|
| 27 | 2 |
| 28 | 18 |
| 29 | 18 |
| 30 | 1 |
| 31 | 1 |
| 32 | 1 |
| 33 | 1 |
| 34 | 1 |
| 39 | 1 |
| 40 | 6 |

LIST OF ELEMENTS

- 27. Wall 68x68x3500
 - 28. Wall 135x68x3500
 - 29. Wall 135x68x3500
 - 30. Wall 135x68x3500
 - 31. Wall 135x68x3500
 - 32. Wall 135x68x5402
 - 33. Wall 135x68x2830
 - 34. Wall 14x68x260
 - 39. Roof beam 150x70x4740
 - 40. Roof beam 150x70x4740
- Total 24.52 m²



Project: Jenny

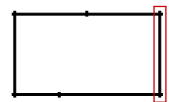


DETAILS

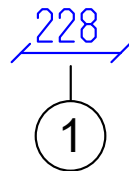
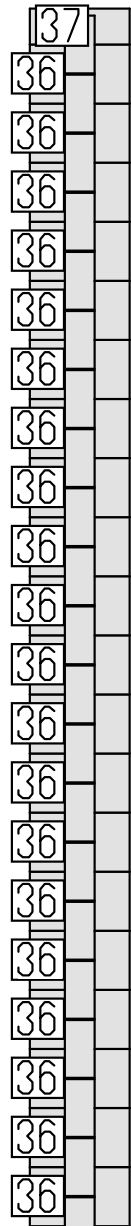
| N | QTY |
|----|-----|
| 20 | 5 |
| 21 | 1 |
| 22 | 11 |
| 23 | 11 |
| 24 | 11 |
| 25 | 1 |
| 35 | 1 |

LIST OF ELEMENTS

- 20. Wall 135x68x4000
 - 21. Wall 135x68x4000
 - 22. Wall 135x68x895
 - 23. Wall 135x68x748
 - 24. Wall 135x68x897
 - 25. Wall 135x68x4220
 - 35. Wall 135x68x4740
- Total 8.22 m²



Project: Jenny



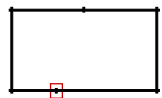
DETAILS

| N | QTY |
|----|-----|
| 36 | 20 |
| 37 | 1 |

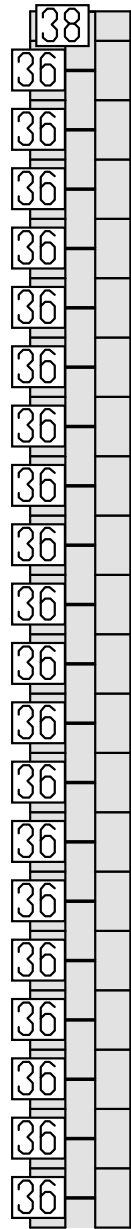
LIST OF ELEMENTS

36. Wall 135x68x228
 37. Wall 82x68x228
 Total 0.63 m²

AMR
 LOG CABINS



Project: Jenny



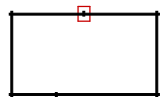
DETAILS

| N | QTY |
|----|-----|
| 36 | 20 |
| 38 | 1 |

LIST OF ELEMENTS

36. Wall 135x68x228
 38. Wall 67x68x228
 Total 0.63 m²

AMR
 LOG CABINS



Project: Jenny

